



༄༅། རྒྱལ་ཡོངས་ཚུད་ཕྱད་དང་གནམ་གཤིས་རིག་པའི་ལྷོ་བ།།

NATIONAL CENTER FOR HYDROLOGY AND METEOROLOGY
THIMPHU: BHUTAN

"Center of Excellence in Hydrology, Meteorology and Cryosphere Science and Services"



25 February 2022

Extended Range Prediction for Bhutan

Background

Extended Range Prediction (ERP) for Bhutan is prepared with the support from the Indian Meteorological Department (IMD), Government of India. The model used for the system is CFSv2 coupled model (Atmospheric and Ocean model) which runs once every week (Wednesday), with the 16 Ensemble Members at the horizontal resolution of around 25 km, and the products are made available the next day (Thursday). Therefore, the ERP products for Bhutan will be generated every Friday. ERP for Bhutan is carried out for two climate variables, rainfall and temperature.


Generally, the forecast output is produced on a weekly basis for a period of a month for both the variables. The current products available from NCHM are on pilot basis which needs further studies and validation with the ground observations until the product is fully operationalized.



ལྷོ། རྒྱལ་ཡོངས་ཚུད་ཕྱད་དང་གནམ་གཤིས་རིག་པའི་ལྷོ་བ།

NATIONAL CENTER FOR HYDROLOGY AND METEOROLOGY
THIMPHU: BHUTAN

"Center of Excellence in Hydrology, Meteorology and Cryosphere Science and Services"



Observed weather over last week

Most of the stations across the country showed an increase in maximum and minimum temperature for the second half of the week. Light to moderate rain was observed over the southern region and the remaining region received light rain. Moderate snow was observed over the higher altitude areas and western region. The table below shows the observed rain and temperature data from the regional meteorological stations during last week.


Station	Parameter	17 Feb	18 Feb	19 Feb	20 Feb	21 Feb	22 Feb	23 Feb
Babesa	Tmax (°C)	13.0	13.5	14.5	8.0	6.5	12.5	14.0
	Tmin (°C)	2.0	-2.0	-3.5	-0.5	-4.5	-3.5	-3.0
	Rain (mm)	0.0	0.0	0.0	3.8 SWE	0.0	0.0	0.0
Bhur	Tmax (°C)							
	Tmin (°C)							
	Rain (mm)							
Chamkhar	Tmax (°C)	9.5	9.5	13.0	6.0	6.5	12.0	12.0
	Tmin (°C)	1.0	2.5	0.0	1.0	-2.5	-3.5	-2.5
	Rain (mm)	0.0	0.0	0.0	0.0	0.0	0.0	0.0
Deothang	Tmax (°C)	21.0	21.5	20.0	18.0	15.0	20.5	21.0
	Tmin (°C)	11.0	10.0	10.5	8.0	8.0	8.0	10.0
	Rain (mm)	0.0	0.0	0.0	4.2	0.0	0.0	0.0
Gasa	Tmax (°C)	9.0	6.0	10.5	0.0	5.0	9.5	10.0
	Tmin (°C)	-2.0	-2.0	-1.5	-2.5	-8.0	-6.0	-4.0
	Rain (mm)	0.0	2.1	6.6	9.0 SWE	0.0	0.0	0.0



༄༅། རྒྱལ་ཡོངས་ཚུད་ཕྱད་དང་གནམ་གཤིས་རིག་པའི་ལྷོ་བ།།

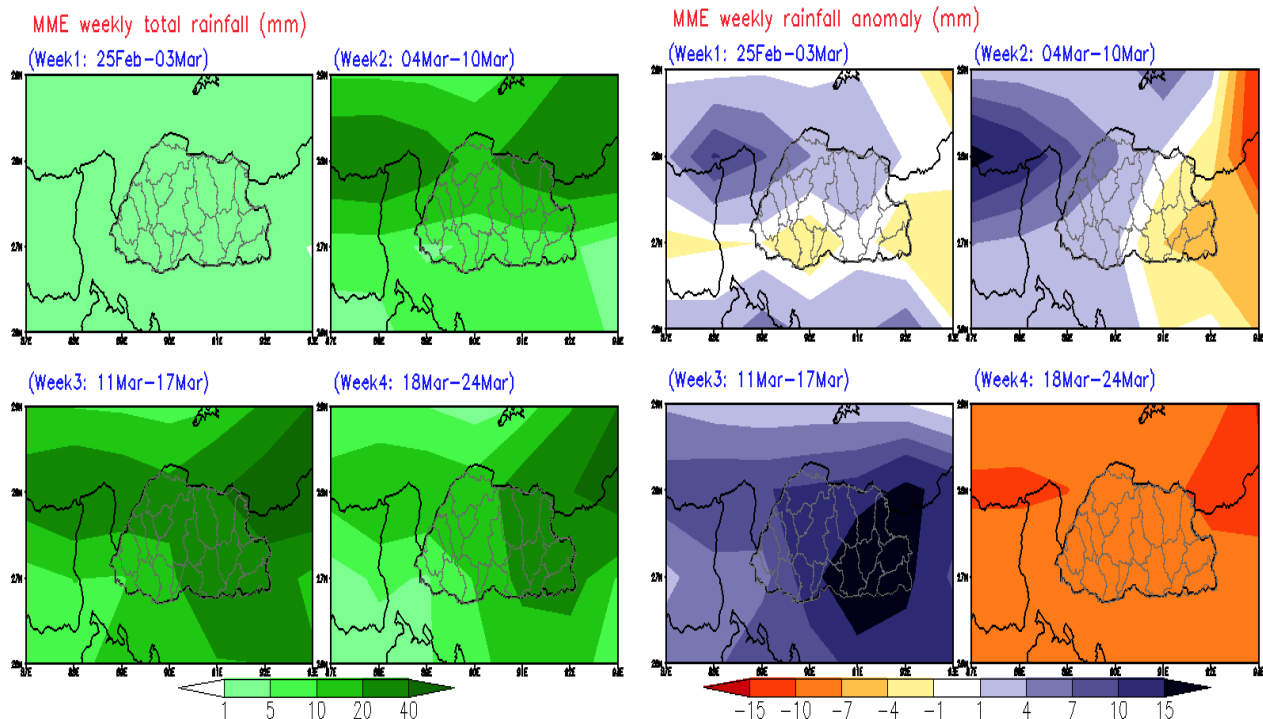
NATIONAL CENTER FOR HYDROLOGY AND METEOROLOGY
THIMPHU: BHUTAN

"Center of Excellence in Hydrology, Meteorology and Cryosphere Science and Services"



Weekly forecast for Bhutan

1. Rainfall Prediction



Week 1 (25 February - 03 March)

Normal rainfall is expected across the central region, below normal rainfall across the southern region and above normal rainfall across the remaining regions.

Week 2 (04 March - 10 March)

Below normal rainfall is expected across the southern and southeast region and above normal rainfall is expected across the remaining region.

Week 3 (11 March - 17 March)

Above normal rainfall is expected across the region.

Week 4 (18 March - 24 March)


Below normal rainfall is expected across the region.



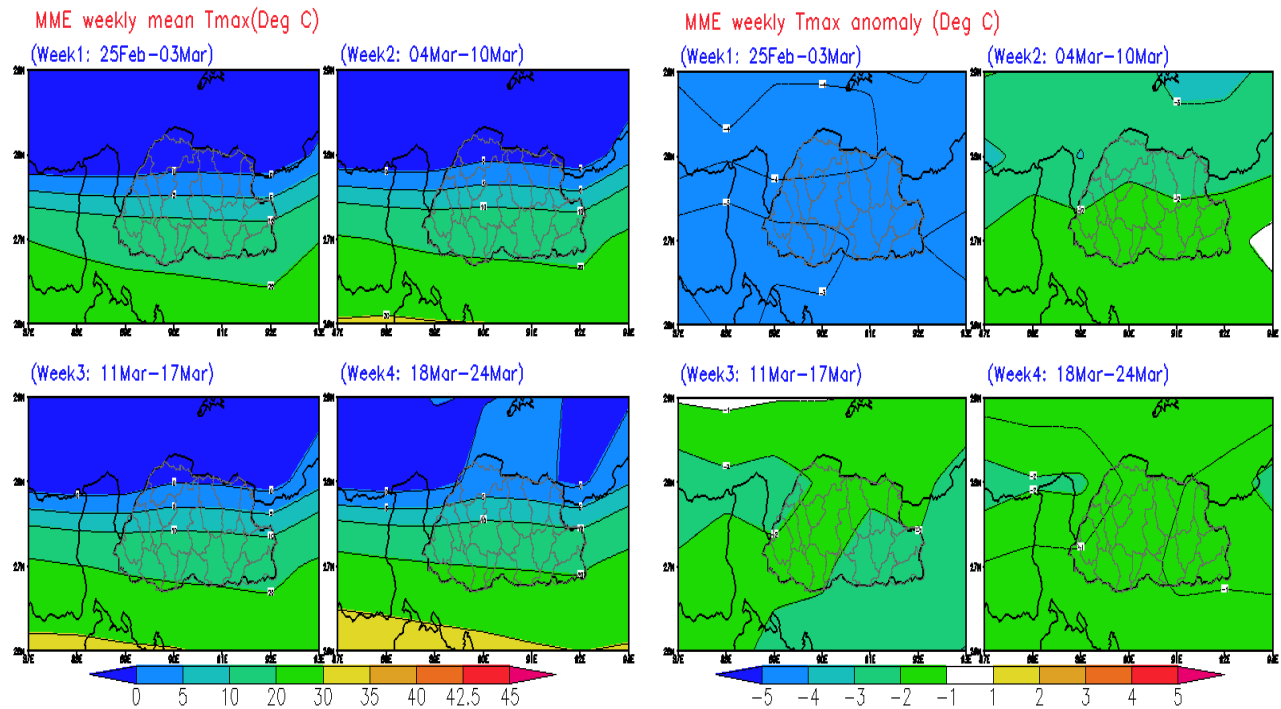
༄༅། རྒྱལ་ཡོངས་ཚུན་ཕྱད་དང་གནམ་གཤིས་རིག་པའི་རྩེ་བ།།

NATIONAL CENTER FOR HYDROLOGY AND METEOROLOGY
THIMPHU: BHUTAN

"Center of Excellence in Hydrology, Meteorology and Cryosphere Science and Services"



2. Maximum Temperature Prediction



Week 1 (25 February - 03 March), Week 2 (04 March - 10 March), Week 3 (11 March - 17 March) and Week 4 (18 March - 24 March)


Below normal maximum temperature is expected across the country.



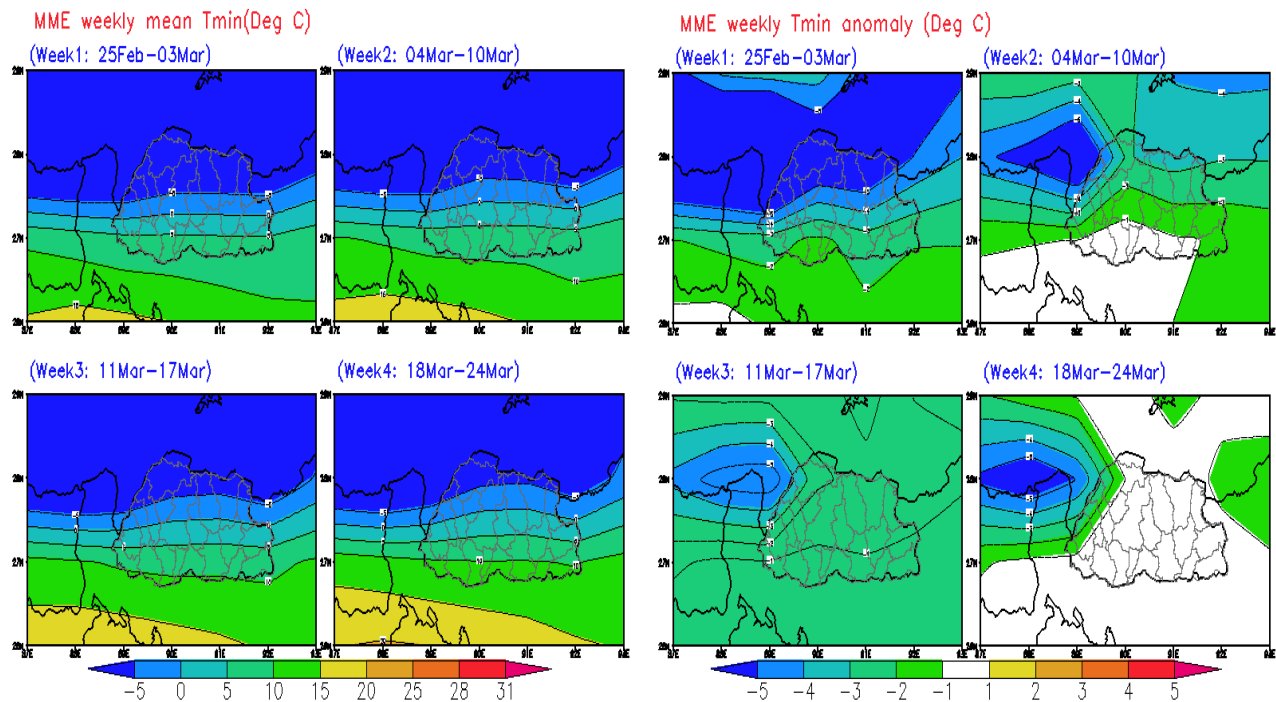
༄༅། རྒྱལ་ཡོངས་ཚུད་ཕྱད་དང་གནམ་གཤིས་རིག་པའི་རྩེ་བ།།

NATIONAL CENTER FOR HYDROLOGY AND METEOROLOGY
THIMPHU: BHUTAN

"Center of Excellence in Hydrology, Meteorology and Cryosphere Science and Services"



3. Minimum Temperature Prediction



Week 1 (25 February - 03 March)

Below normal minimum temperature is expected across the country.

Week 2 (04 March - 10 March)

The southern region can expect normal minimum temperature and below normal minimum temperature is expected across the remaining region.

Week 3 (11 March - 17 March)

Below normal minimum temperature is expected across the country.

Week 4 (18 March - 24 March)


Below normal minimum temperature is expected across the western region and the rest of the region can expect normal minimum temperature.



༄༅། རྒྱལ་ཡོངས་ཚུན་ཕྱད་དང་གནམ་གཤིས་རིག་པའི་སྡེ་བ།།

NATIONAL CENTER FOR HYDROLOGY AND METEOROLOGY
THIMPHU: BHUTAN

"Center of Excellence in Hydrology, Meteorology and Cryosphere Science and Services"



Summary

- The rainfall is likely to be above normal for the first three weeks and below normal for the last week.
- The maximum temperature is likely to be below normal for all the weeks.
- The minimum temperature is likely to be below normal for the first three weeks and normal for the last week.

Classification of rainfall for 24 Hours

No rainfall	0.0 mm
Very light rainfall	0.1 to 0.9 mm
Light rainfall	1.0 to 10.0 mm
Moderate rainfall	11.0 to 30.0 mm
Heavy rainfall	31.0 to 70.0 mm
Very heavy rainfall	71.0 to 150.0 mm
Extremely heavy rainfall	Equal or more than 151.0 mm