



༄༅། རྒྱལ་ཡོངས་ཚུད་ཕྱད་དང་གནམ་གཤིས་རིག་པའི་ལྷོ་བ།།

NATIONAL CENTRE FOR HYDROLOGY AND METEOROLOGY
THIMPHU: BHUTAN

"Centre of Excellence in Hydrology, Meteorology and Cryosphere Science and Services"



30 September 2022

Extended Range Prediction for Bhutan

Background

Extended Range Prediction (ERP) for Bhutan is prepared with the support from the Indian Meteorological Department (IMD), Government of India. The model used for the system is CFSv2 coupled model (Atmospheric and Ocean model) which runs once every week (Wednesday), with the 16 Ensemble Members at the horizontal resolution of around 25 km, and the products are made available the next day (Thursday). Therefore, the ERP products for Bhutan will be generated every Friday. ERP for Bhutan is carried out for two climate variables, rainfall and temperature.

Generally, the forecast output is produced on a weekly basis for a period of a month for both the variables. The current products available from NCHM are on pilot basis which needs further studies and validation with the ground observations until the product is fully operationalized.



ལྷོ། རྒྱལ་ཡོངས་ཚུད་ཕྱད་དང་གནམ་གཤིས་རིག་པའི་སློབ་ཤེས་ལྷན་ཁག།

NATIONAL CENTRE FOR HYDROLOGY AND METEOROLOGY
THIMPHU: BHUTAN

"Centre of Excellence in Hydrology, Meteorology and Cryosphere Science and Services"



Observed weather over last week

Most of the stations across the country showed a decrease in maximum and minimum temperature for the last week. Moderate to extremely heavy rain was observed over the isolated parts of the southern region and light to moderate rain was observed over the remaining region. The table below shows the observed rain and temperature data from the regional meteorological stations during last week.

Station	Parameter	22 Sept	23 Sept	24 Sept	25 Sept	26 Sept	27 Sept	28 Sept
Babesa	Tmax (°C)	26.5	24.0	22.5	21.0	23.0	24.0	26.0
	Tmin (°C)	13.5	13.0	13.5	12.5	16.0	12.5	13.0
	Rain (mm)	0.0	1.6	0.2	0.5	0.3	0.0	0.8
Dagana	Tmax (°C)	27.5	24.5	22.5	23.0	23.5	26.0	27.0
	Tmin (°C)	19.0	19.0	18.5	17.0	17.0	19.0	18.0
	Rain (mm)	4.8	9.6	7.4	0.0	0.8	0.4	2.4
Chamkhar	Tmax (°C)	22.5	19.5	21.0	18.0	17.0	20.0	20.5
	Tmin (°C)	13.0	14.5	13.5	13.5	13.0	13.5	13.0
	Rain (mm)	4.1	9.6	1.6	0.1	1.2	2.1	8.4
Deothang	Tmax (°C)	27.0	26.0	26.5	25.0	26.0	27.0	27.0
	Tmin (°C)	22.0	21.0	20.0	20.0	19.0	19.0	19.5
	Rain (mm)	36.2	6.4	18.5	0.0	4.6	0.0	0.0
Gasa	Tmax (°C)	21.0	16.0	17.0	12.0	12.5	14.0	18.0
	Tmin (°C)	12.0	11.0	11.0	11.0	10.0	10.5	9.0
	Rain (mm)	24.4	13.4	6.4	8.0	7.6	51.0	5.2



༄༅། རྒྱལ་ཡོངས་ཚུན་ཕྱད་དང་གནམ་གཤིས་རིག་པའི་སློབ་གྲྭ།

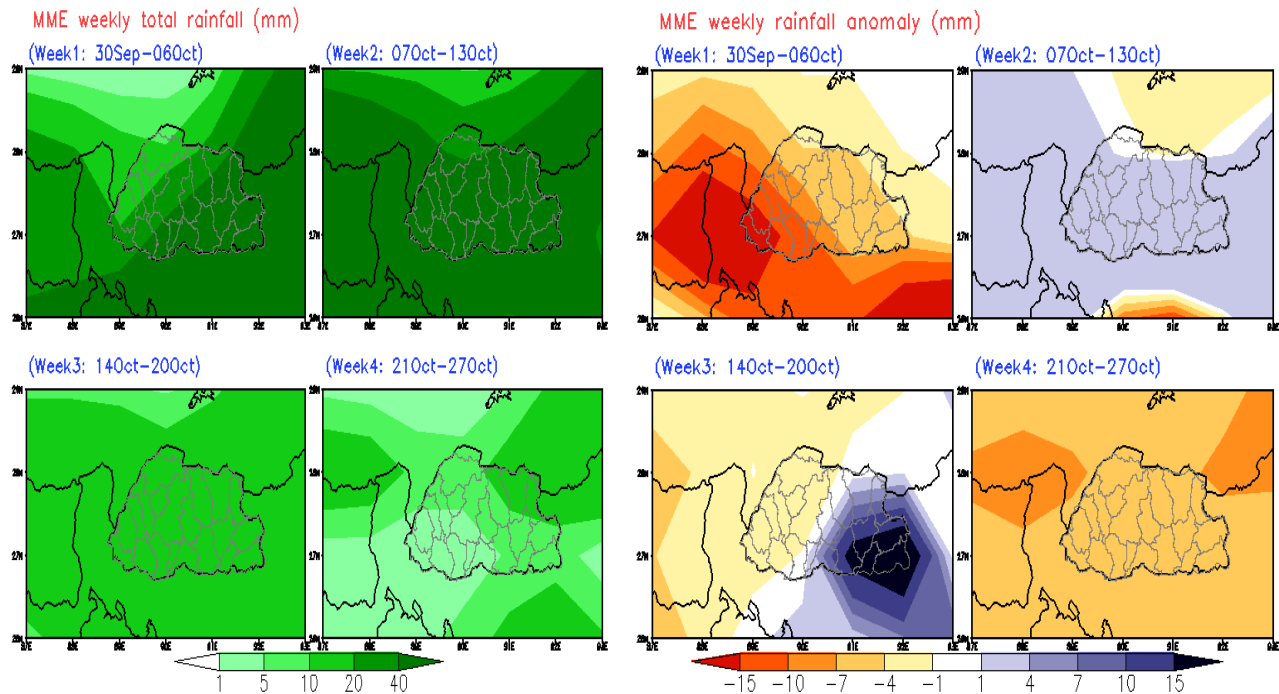
NATIONAL CENTRE FOR HYDROLOGY AND METEOROLOGY
THIMPHU: BHUTAN

"Centre of Excellence in Hydrology, Meteorology and Cryosphere Science and Services"



Weekly forecast for Bhutan

1. Rainfall Prediction



Week 1 (30 September - 06 October)

Below normal rainfall is expected throughout the region.

Week 2 (07 October - 13 October)

Above normal rainfall is expected throughout the region.

Week 3 (14 October - 20 October)

Below normal rainfall is expected across the western and northern region, and the remaining region is expected to have above normal rainfall.

Week 4 (21 October - 27 October)

Below normal rainfall is expected throughout the region.



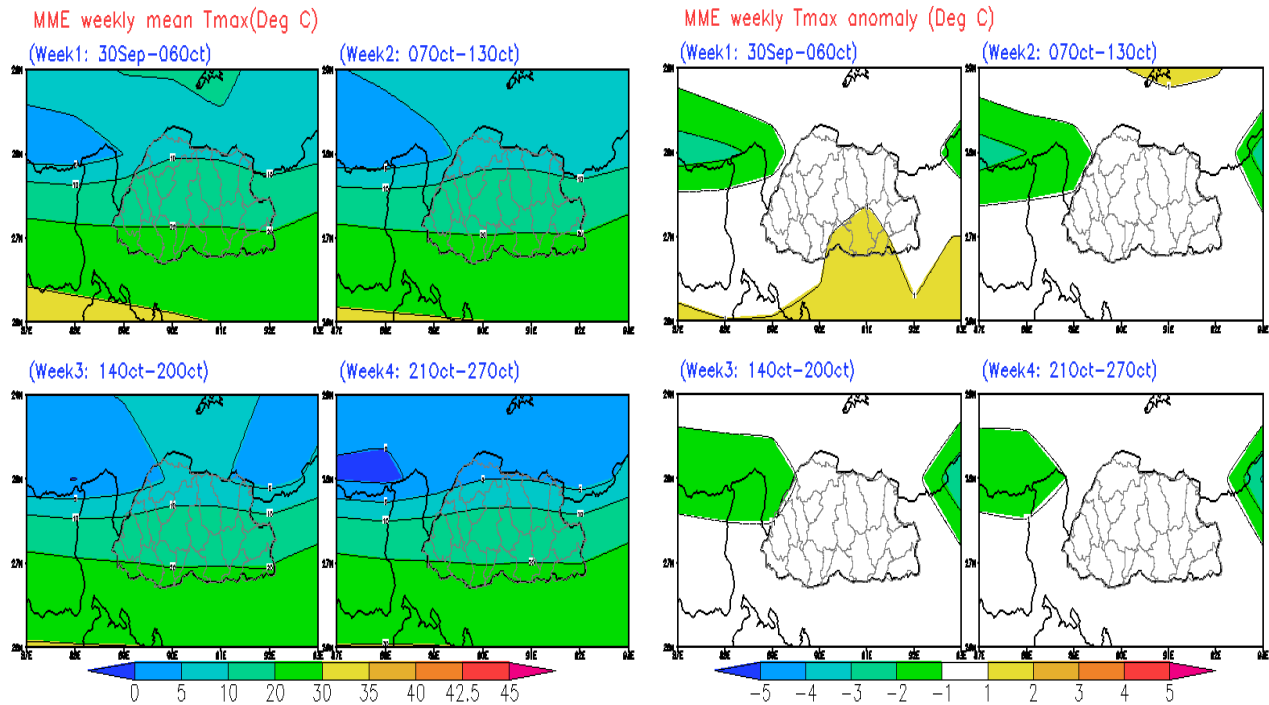
༄༅། རྒྱལ་ཡོངས་ཚུན་ཕྱད་དང་གནམ་གཤིས་རིག་པའི་སྡེ་བ།།

NATIONAL CENTRE FOR HYDROLOGY AND METEOROLOGY
THIMPHU: BHUTAN

"Centre of Excellence in Hydrology, Meteorology and Cryosphere Science and Services"



2. Maximum Temperature Prediction



Week 1 (30 September - 06 October)

Above normal maximum temperature is expected across the parts of the southern region while the rest of the region can experience normal maximum temperature.

Week 2 (07 October - 13 October), Week 3 (14 October - 20 October) and Week 4 (21 October - 27 October)

Normal maximum temperature is expected across the country.



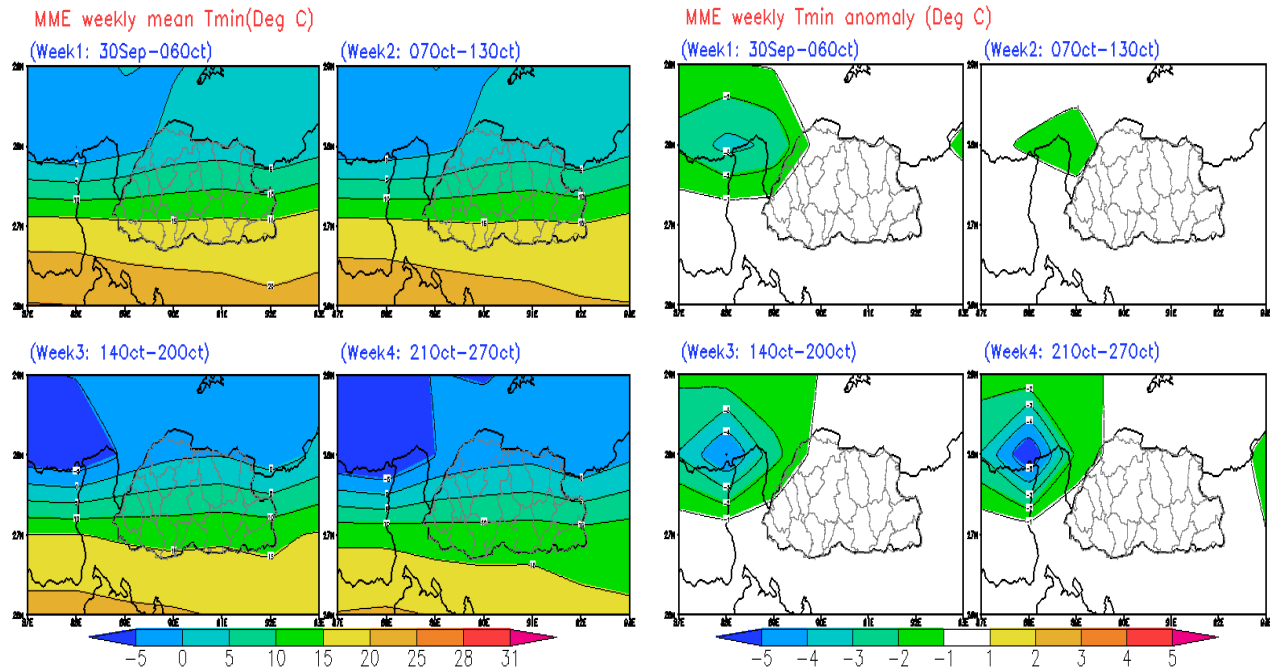
༄༅། རྒྱལ་ཡོངས་ཚུན་ཕུད་དང་གནམ་གཤིས་རིག་པའི་སྡེ་བ།

NATIONAL CENTRE FOR HYDROLOGY AND METEOROLOGY
THIMPHU: BHUTAN

"Centre of Excellence in Hydrology, Meteorology and Cryosphere Science and Services"



3. Minimum Temperature Prediction



Week 1 (30 September - 06 October), Week 2 (07 October - 13 October), Week 3 (14 October - 20 October) and Week 4 (21 October - 27 October)

Normal minimum temperature is expected across the country.

Summary

- The rainfall is likely to be above normal for week 2 and below normal for the remaining weeks.
- The maximum temperature is likely to be normal for all the weeks.
- The minimum temperature is likely to be normal for all the weeks.



༄༅། རྒྱལ་ཡོངས་ཚུད་ཕྱད་དང་གནམ་གཤིས་རིག་པའི་རྩེ་བ།

NATIONAL CENTRE FOR HYDROLOGY AND METEOROLOGY
THIMPHU: BHUTAN

"Centre of Excellence in Hydrology, Meteorology and Cryosphere Science and Services"



Classification of rainfall for 24 Hours

No rainfall	0.0 mm
Very light rainfall	0.1 to 0.9 mm
Light rainfall	1.0 to 10.0 mm
Moderate rainfall	11.0 to 30.0 mm
Heavy rainfall	31.0 to 70.0 mm
Very heavy rainfall	71.0 to 150.0 mm
Extremely heavy rainfall	Equal or more than 151.0 mm